

Python Basics Cheat Sheet -myTechMint

> Variables and Data Types

Variable Assignment

```
>>> x=5
>>> x
5
```

Calculations With Variables

```
>>> x+2 #Sum of two variables
7
>>> x-2 #Subtraction of two variables
3
>>> x*2 #Multiplication of two variables
10
>>> x**2 #Exponentiation of a variable
25
>>> x%2 #Remainder of a variable
1
>>> x/float(2) #Division of a variable
2.5
```

Types and Type Conversion

```
str()
'5', '3.45', 'True' #Variables to strings

int()
5, 3, 1 #Variables to integers

float()
5.0, 1.0 #Variables to floats

bool()
True, True, True #Variables to booleans
```

> Libraries

 pandas  NumPy  matplotlib  scikit-learn

Data analysis Scientific computing 2D plotting Machine learning

Import Libraries

```
>>> import numpy
>>> import numpy as np
```

Selective import

```
>>> from math import pi
```

> Strings

```
>>> my_string = 'thisStringIsAwesome'
>>> my_string
'thisStringIsAwesome'
```

String Operations

```
>>> my_string * 2
'thisStringIsAwesomethisStringIsAwesome'
>>> my_string + 'Innit'
'thisStringIsAwesomeInnit'
>>> 'm' in my_string
True
```

String Indexing

Index starts at 0

```
>>> my_string[3]
>>> my_string[4:9]
```

String Methods

```
>>> my_string.upper() #String to uppercase
>>> my_string.lower() #String to lowercase
>>> my_string.count('w') #Count String elements
>>> my_string.replace('e', 'i') #Replace String elements
>>> my_string.strip() #Strip whitespaces
```

> NumPy Arrays

Also see Lists

```
>>> my_list = [1, 2, 3, 4]
>>> my_array = np.array(my_list)
>>> my_2darray = np.array([[1,2,3],[4,5,6]])
```

Selecting Numpy Array Elements

Index starts at 0

```
Subset
>>> my_array[1] #Select item at index 1
2

Slice
>>> my_array[0:2] #Select items at index 0 and 1
array([1, 2])

Subset 2D Numpy arrays
>>> my_2darray[:,0] #my_2darray[rows, columns]
array([1, 4])
```

Numpy Array Operations

```
>>> my_array > 3
array([False, False, False, True], dtype=bool)
>>> my_array * 2
array([2, 4, 6, 8])
>>> my_array + np.array([5, 6, 7, 8])
array([6, 8, 10, 12])
```

Numpy Array Functions

```
>>> my_array.shape #Get the dimensions of the array
>>> np.append(other_array) #Append items to an array
>>> np.insert(my_array, 1, 5) #Insert items in an array
>>> np.delete(my_array, [1]) #Delete items in an array
>>> np.mean(my_array) #Mean of the array
>>> np.median(my_array) #Median of the array
>>> my_array.corrcoef() #Correlation coefficient
>>> np.std(my_array) #Standard deviation
```

> Lists

Also see NumPy Arrays

```
>>> a = 'is'
>>> b = 'nice'
>>> my_list = ['my', 'list', a, b]
>>> my_list2 = [[4,5,6,7], [3,4,5,6]]
```

Selecting List Elements

Index starts at 0

```
Subset
>>> my_list[1] #Select item at index 1
>>> my_list[-3] #Select 3rd last item

Slice
>>> my_list[1:3] #Select items at index 1 and 2
>>> my_list[1:] #Select items after index 0
>>> my_list[:3] #Select items before index 3
>>> my_list[:] #Copy my_list

Subset Lists of Lists
>>> my_list2[1][0] #my_list[list][itemOfList]
>>> my_list2[1][:2]
```




List Operations

```
>>> my_list + my_list
['my', 'list', 'is', 'nice', 'my', 'list', 'is', 'nice']
>>> my_list * 2
['my', 'list', 'is', 'nice', 'my', 'list', 'is', 'nice']
>>> my_list2 > 4
True
```

List Methods

```
>>> my_list.index(a) #Get the index of an item
>>> my_list.count(a) #Count an item
>>> my_list.append('!') #Append an item at a time
>>> my_list.remove('!') #Remove an item
>>> del(my_list[0:1]) #Remove an item
>>> my_list.reverse() #Reverse the list
>>> my_list.extend('!') #Append an item
>>> my_list.pop(-1) #Remove an item
>>> my_list.insert(0, '!') #Insert an item
>>> my_list.sort() #Sort the list
```

> Python IDEs (Integrated Development Environment)

 ANACONDA  SPYDER  jupyter

Leading open data science platform powered by Python Free IDE that is included with Anaconda Create and share documents with live code

> Asking For Help

```
>>> help(str)
```